



Barcode Scanner Formatting Guide







Scan the following:







Enter Setup
0178 Disable
Save.

These are the only UPC's that need to be scanned to configure the scanner to work with The Uniform Solution program.

 ENTER SETUP	 EXIT SETUP WITHOUT CHANGES	 SAVE
--	---	---

<u>ENABLE AUTO-SENSE MODE:</u>	 ENABLE*	 DISABLE
--------------------------------	--	--

UPC-A FORMATTING (UPCA is the most common barcode found on products – 12 digits long)		
CONVERT TO EAN13 (Euro Standard)	 0177 ENABLE	 0178 DISABLE*
SYSTEM NUMBER TRANSMISSION (First digit of barcode)	 0193 ENABLE*	 0194 DISABLE
CHECKSUM TRANSMISSION (Last digit of barcode)	 0185 ENABLE*	 0186 DISABLE

UPC-E FORMATTING (UPCE barcodes are found on a variety of products such as cigarettes & soda cans – 8 digits long)		
CONVERT TO UPC-A (Converts the 8 digit barcode to a 12 digit barcode)	 0175 ENABLE	 0176 DISABLE*
SYSTEM NUMBER TRANSMISSION (First digit of barcode)	 0191 ENABLE	 0192 DISABLE*
CHECKSUM TRANSMISSION (Last digit of barcode)	 0183 ENABLE*	 0184 DISABLE

* Default setting